

## How to clean your slip-resistant shoes.

Gunk in your shoe tread is an accident waiting to happen. But keeping it clean means better grip and better protection. Here's how it's done.

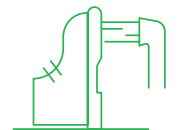
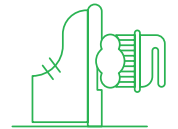
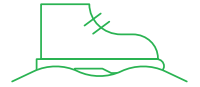
### WHAT YOU'LL NEED

A stiff, nylon bristle brush (no steel bristles)

Warm water

Dish soap

- 1 For tough jobs, soak the outsole in  $\frac{1}{4}$  inch of water (no deeper).
- 2 Hold your shoe at a 90-degree angle and scrub with a stiff, nylon bristle brush (no steel bristles). Using warm soapy water and your brush, follow the tread pattern.
- 3 Rinse.  
If necessary, repeat.



## When should you replace your shoes?

How long your shoes last depends on your work environment and how much you wear them (among other things).

But knowing when to replace your slip-resistant shoes couldn't be easier. Just check out the tread. If there's a worn area the size of the end of a AA battery, it's time to replace them.

